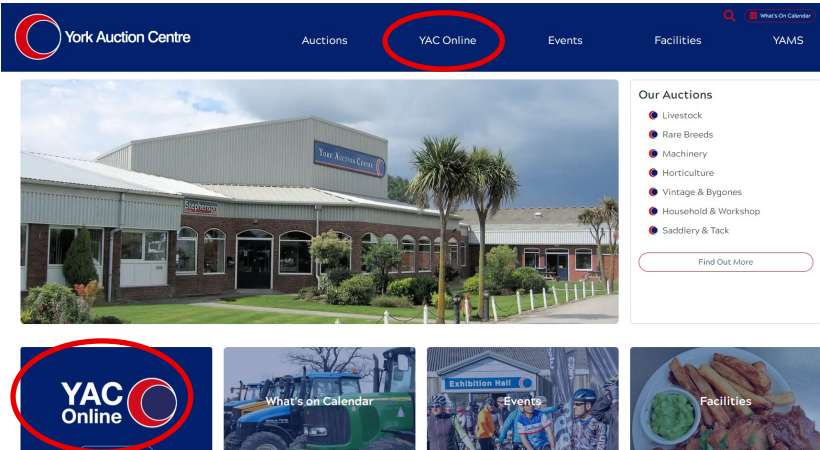


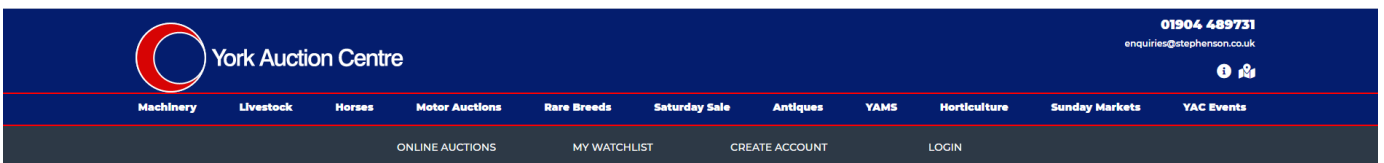


Step by step guide on registering to bid for our online auctions

Step 1 - Open Google or any web browser and input www.ylc.co.uk and click 'YAC online'.




Step 2 - If you already have an online account you will need to fill in your email address and password then click 'Login'. If you haven't purchased in our online auctions before please click 'Create Account', at this stage you will need to fill in your details and agree to the T&C's.



Create Account / Login

<p>Create a York Auction Centre online account</p> <p>CREATE ACCOUNT</p>	<p>Email address</p> <input type="text" value="Email address"/>
	<p>Password</p> <input type="password" value="Password"/>
	<p>LOGIN</p> <p>Forgot password?</p>

Step 3 - To bid in the auctions you will be required to register for each auction.




York Machinery Sale (Building materials, small plant etc.) - December timed online auction

Timed auction, , Upcoming

[REGISTER TO BID](#)

[VIEW CATALOGUE](#)



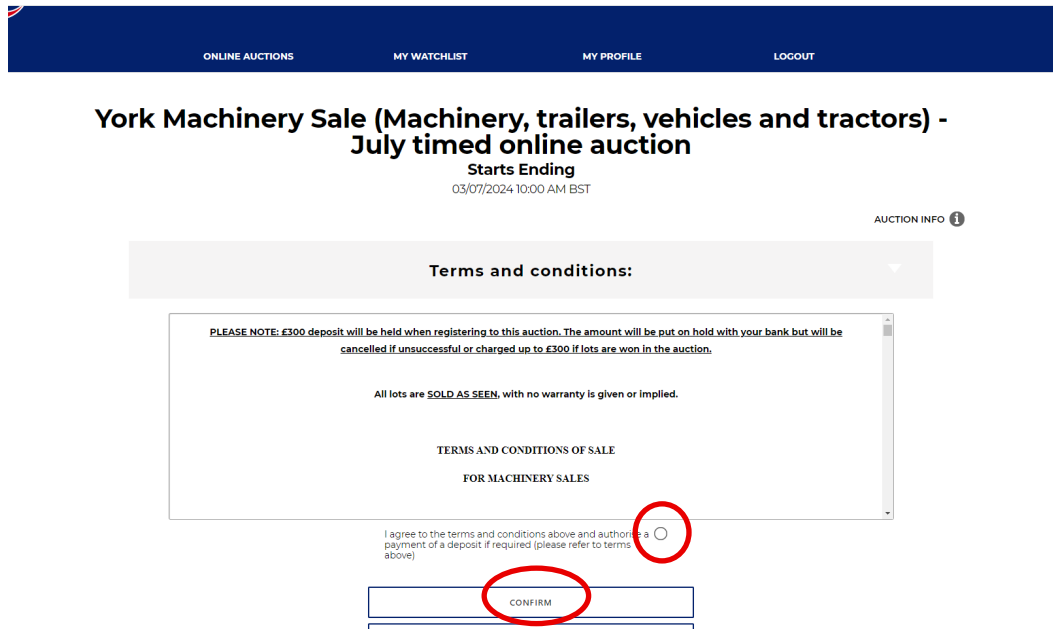
York Machinery Sale - December timed online auction

Timed auction, , Upcoming

[REGISTER TO BID](#)

[VIEW CATALOGUE](#)

Step 4 - Click in the circle to agree to the sales T&C's and then click confirm. At this point you're also agreeing to pay a deposit to bid in the auction.



Step 5 - A registration email will now come through followed by another email letting you know we have approved you for bidding.

Please note it is very important to follow the steps from you bank when paying the deposit, this is usually either a text with a 6 digit code or logging into your banking app to approve the transaction.

If these steps aren't followed and the deposit isn't successful your account will go into 'pending' status, you will then need to ring the accounts department on 01904 489731 to reset your account and retry.

If you're successful in the auction your deposit amount will be claimed against your invoice, if you're unsuccessful the pending transaction will be cancelled.